

MONOBODIES
Anti-HIV-1 p24
Clone 39/5.4A**PRODUCT DESCRIPTION:**

This murine monoclonal antibody reacts with Human Immunodeficiency Virus Type 1 (HIV-1) p24 protein. The antibody was raised by immunizing BALB/c mice with purified HIV-1 (Strain IIIB) lysate. It is of the IgG1 subclass and has been purified from serum-free culture supernatant by protein G chromatography. No detectable reaction has been observed with HIV-2 or SIV (Simian Immunodeficiency Virus) viral lysates by ELISA or Western blot.

CONTENTS:

Each vial contains 100 µg of antibody in phosphate-buffered saline (PBS). No preservatives added.








RECOMMENDED USAGE:

Anti-HIV-1 p24 Clone 39/5.4A is used to detect HIV-1 core protein in virus infected cells, cell lysates, culture fluid, serum or plasma. This antibody exhibits reactivity with HIV-1 infected cultures using indirect immunofluorescence, exhibits reactivity with viral lysates by Western blot and immunoprecipitates p24 protein from radiolabeled infected cell extracts. This antibody is especially useful as a solid phase adsorbent or detector antibody in an ELISA format. Antibody dilutions should be prepared using buffers containing suitable protein in order to stabilize antibody activity. Optimal dilution of antibody must be determined experimentally by the investigator.

RECOMMENDED STORAGE:

Stable at -10°C or below. The material may be re-frozen after thawing. Repetitive freezing and thawing is not recommended (aliquot as necessary). Thawed material may be stored at 4°C for short-term usage.

PI0801080
Revision: 04
Effective Date: 08/04/2021

	Catalog Number		Temperature Limitation
	Batch Code		Expiration Date
	For Research Use Only		Biological Risk
	Manufacturer		

www.ZeptoMetrix.com

ZeptoMetrix LLC • 878 Main Street, Buffalo, NY 14202 USA • Tel (800) 274-5487

This product was manufactured in a facility which has a Quality Management System that is ISO 13485 certified.

PCA# 21-244
Page 1 of 1